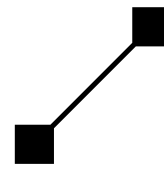



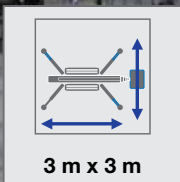
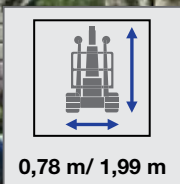
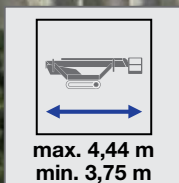
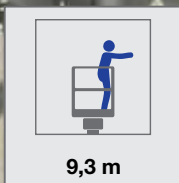
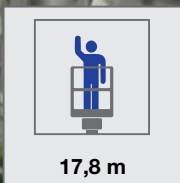
BLUELIFT

www.ruthmann.it
www.bluelift.it



RUTHMANN
professionals at work

SA18HB

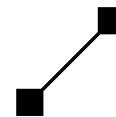


SA18HB

SOLD & SERVICED IN AUSTRALIA BY



Sydney • Brisbane • Melbourne • Perth
P: 1300 900 700
enquiries@ahernaustrialia.com.au
www.ahernaustrialia.com.au



RUTHMANN
professionals at work

RUTHMANN Italia S.r.l.
Via Santa Maria del Piano di Sotto 91
47854 Montescudo (RN) - ITALY
Phone. +39 0541 756872 - Fax +39 0541 729800
info@ruthmann.it - www.ruthmann.it
info@bluelift.it - www.bluelift.it

Equipment standard

- Quickly removable aluminum basket
- Basket rotation
- i-Performing electric pump (patented) with auto Start/Stop system
- 230V power outlet in basket
- Cable remote control with interactive and multi-lingual display
- Moment limiting device
- Automatic center position of turret
- Self Stabilizing system
- Automatic START & STOP of engines and RPM control
- Proportional and simultaneous electro-hydraulic controls
- Proportional track drive with hydraulic breaking system
- Double drive speed system with safety control
- Driving Lateral slope alarm with safety stop
- Driving possible with jib boom raised (with selector)
- Interblock outriggers/booms
- Emergency push-button with engine stop
- Simple Emergency lowering procedure
- Hand pump for the emergency lowering of platform
- Covers on outrigger cylinder's piston rod, oil tank and emergency controls
- Modem connection plug for diagnosis/software upgrading in remote
- Produced according to EN280 norm and international safety regulation

Optional

- Radio remote control
- Air/Water tube
- Diesel engine HATZ 1B40 with automatic RPM control and Automatic START & STOP
- 110V power
- Blue Lithium pack*
- Blue Hybrid pack*
- No-marking crawlers
- Track width adjusting system*
- Go-Home function
- Custom paint work

*This option increase the overall weight of platform

Subject to change without notice

SA18HB

Working height, max.	17,8 m
Horizontal outreach, max	9,3 m/120 kg 7,5 m/200 kg 7,0 m/230 kg
Basket capacity	230 kg
Basket dimension	1,3m x 0,7m x 1,1m
Turret rotation	340°
Overall weight	2200 kg
Travel speed	1,5 km/h
Gradeability, max.	28%
Combustion engine	Honda iGX
Electric motor	230V - 2,2 kW

17,8 mt

