

MANISCOPIC

■ MT 1840 A PRIVILEGE



- Working height: 19.30 m
- Maximum forward reach: 13.17 m
- Standard capacity: 1000 kg including 3 people
- Extendable platform from 2.25 m to 4 m adjustable (180°)
- Hydraulic stabilizers
- Frame levelling: $\pm 9^\circ$

 **MANITOU**

MT 1840 A **PRIVILEGE**

Lifting capacity4000 kg
at 500 mm from forks heels.
Capacity with standard platform1000 kg
Tipping load at maximum reach:
with stabilizers950 kg
Tear out force with bucket
to ISO 83138000 daN

Working height19.30 m
Lifting height17.50 m
Times : unladen / loaded (in s)
Lifting12.1/12.2
Lowering14.5/14.3
Extension boom27.5/33
Retraction boom26.4/25.7
Crowd4.3
Dump4

Tyres440/80-24

Forks (mm)
Length1200
Width x thickness125 X 50
Maximum distance between forks1040
Carriage rotation126°

Standard platform (mm)
Capacity1000 kg
Length2.25 m - 4 m
Width x height1.20 m X 1.25 m

Multidisc brakes - hydraulically assisted on both axles

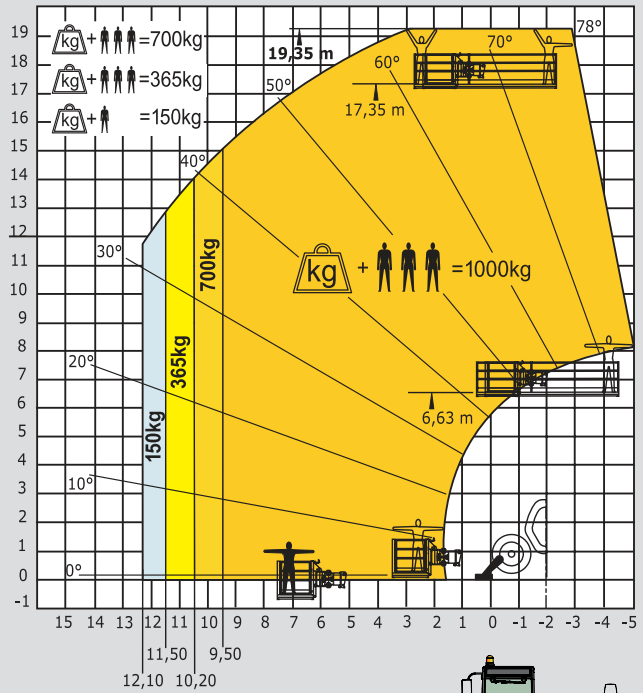
PERKINS Engine
Type1104D-44TA
Capacity4 cylindres - 4400 cm³
Power:
(ISO/TR 14396) ...74.5 kW/101 HP at 2200 rpm
Maximum torque410 Nm at 1400 rpm
Direct Injection
Water Cooling

TransmissionTorque convertor
Electro-hydraulic reversing shift
4 speeds forward and reverse
Maximum travel speed (km/h)25

Hydraulics
Pumpgear type
Pressure/capacity270 bars/170 l/mn

Capacities
Cooling system20 l.
Engine oil10.9 l.
Hydraulic oil135 l.
Transmission oil23 l.
Fuel tank140 l.

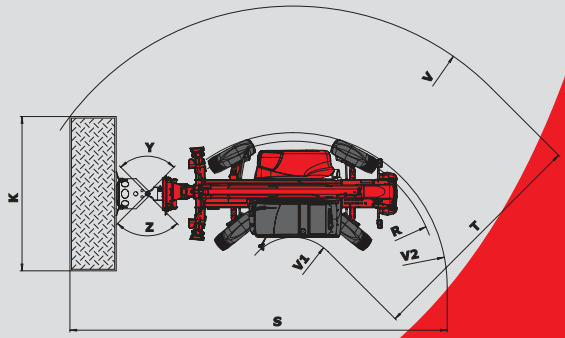
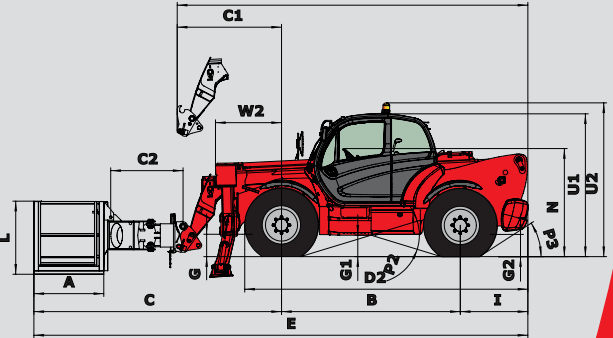
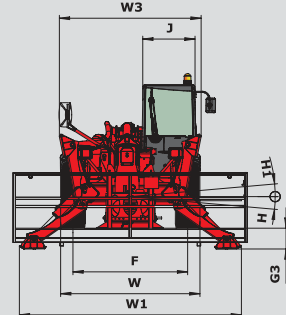
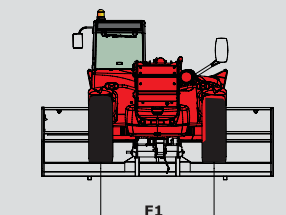
Weight unladen11950 kg
Overall width2.40 m
Overall height2.50 m
Turning radius (outside wheels)3.99 m
Overall Length6.27 m
Ground clearance0.44 m
Drawbar pull10300 daN



Under
EN 1459
annexe B

Options of platform	
Fixed 2 m	
Adjustable 2 m	365 kg including 3 people
Adjustable 2.40 m	
Adjustable and extendable 2.45/5 m	1000 kg including 3 people
Adjustable and extendable 2.45/6 m	
Adjustable and extendable 2.25/4 m	1000 kg including 3 people
Roofer Platform	1000 kg including 3 people

A	1200
B	3070
C	4389
C1	1929
C2	927
D1	6159
D2	4886
E	8619
F	1960
F1	1960
G	437
G1	420
G2	433
G3	302
H	9°
H1	9°
I	1160
J	892
K	2250-4000
L	1255
N	1908
P2	37°
P3	34°
R	3779
S	9925
T	6103
U1	2505
U2	2693
V	7388
V1	1285
V2	3998
W	2397
W1	3793
W2	1134
W3	2422
Y	90°
Z	90°



The specifications contained herein shall not bind the manufacturer and are subject to change without notice. This equipment described in this leaflet may be standard, optional, or unavailable, depending on the versions. For more details, contact your MANITOU dealer.

