

Masted
Trucks

M26/M30
M40/M50
EURO 2

Rough terrain specialist

- Capability from 2600 kg to 5000 kg
- Lifting height from 3 m to 6 m
- 2- or 4-wheel drive models



 **MANITOU**

M: true rough terrain trucks

The M trucks, from 2.6 to 5 tonnes of capability, enable you to transport heavy, long or bulky loads wherever you wish.

Whether on steep slopes or uneven ground, you will appreciate the benefit of the stability and unequalled traction of these rough terrain trucks from the MANITOU range.



● Robust first and foremost

Uniquely for this kind of truck, the M series are fitted with a solid bloc chassis that is perfectly able to withstand the effects from twisting on rough terrain, with a suspended cab that protects the driver from vibrations, with a steerable rear oscillating axle to give easy manoeuvring on muddy ground and a load absorber as standard to protect the load from damage on difficult ground.



● Power serving effectiveness

To be effective in the yard the operator must be fast and precise, This is why the M trucks are powerful and fitted with a Perkins 1104 C 44 engine that complies with the EURO 2 standard. Its 4 direct injection cylinders develop 84 hp / 61.5 kW at a nominal engine speed of 2200 rpm; combined with the torque converter transmission the operator is able to choose a travelling gear on stable ground or engine torque for traction on unstable ground (4-speed gearbox).



● Unequaled performance

*Popular for their extraordinary ability to drive over obstacles and their ground-holding in muddy conditions, **the M trucks with capacities from 2.6 T to 5 T can carry out a variety of duties in complete safety.***

Designed to give optimum stability, with a wide gauge that can handle long loads in complete safety; with high ground clearance and with wide diameter wheels at the front to cross obstacles more easily, good weight distribution over the axles and a hydraulic differential lock system (optional on the 4-wheel drive) to control the truck under all conditions.



● Extra comfort

The spacious enclosed cab with tinted glass fitted as standard, heating, comfortable adjustable seat, efficient dashboard with control lights, and a system that automatically locks the doors open to give ventilation in hot weather mean that the operator can work effectively in all weathers.



In addition there are the advantages of the ergonomically designed controls placed within easy reach, and of increased safety given by the exceptional visibility round the mast and on the sides of the truck which enable the driver to see his load and surroundings

• **Simpler maintenance**

The fully opening bonnet gives complete access to the engine, gauges, filters and greasers to keep down maintenance time and encourage routine maintenance














• **Versatility under all circumstances**

Available as 2 or 4-wheel drive, the M range includes 6 models: M26.2, M30.2, M26.4, M30.4, M40.4, M50.4. The exceptional traction of the M trucks enables you to be as effective with forks in the yard, with a bucket for picking up bulk loads, a skip for concrete, or wood clamp when dealing with timber.

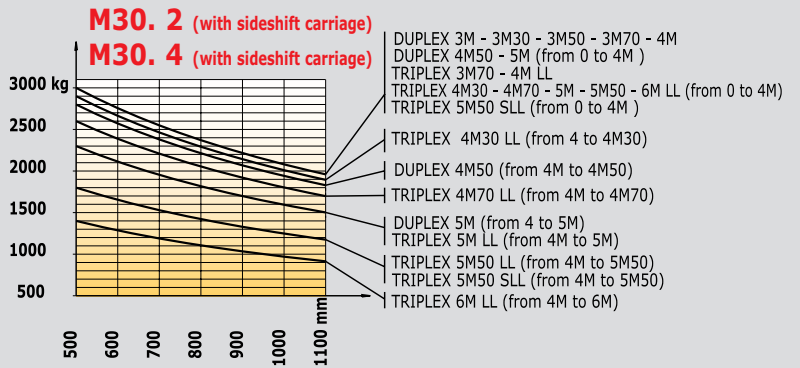
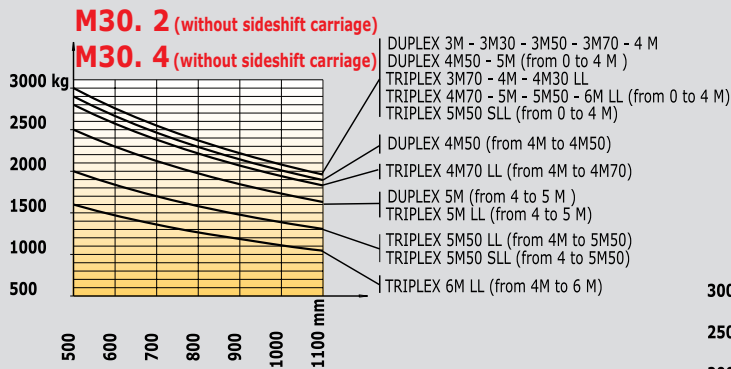

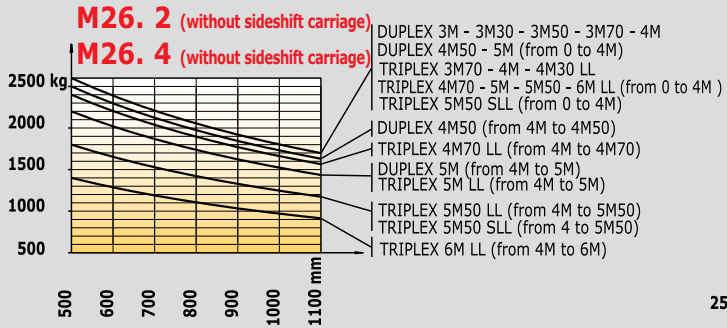


Tyres



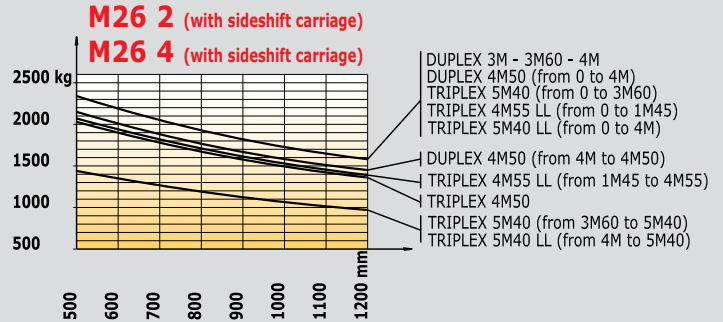
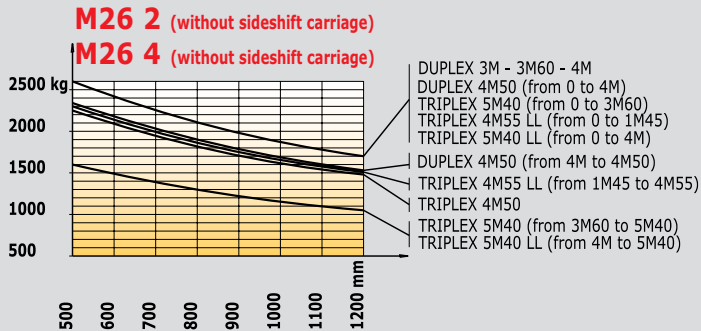
M26.2/M26.4/M30.2/M30.4/M40.4/M50.4

		Version		Tread	Width tyre (mm)	Overall width to the tyres (mm)	Profile
Standard fitting	M26.2/26.4 M30.2/30.4	agricultural version	FRONT	16.5/85-24 TL SGI 8 PR	435	2105	
	M26.2	Industrial version	REAR	9.00 - 16 EM5 10PR	275	1795	
	M30.2	Industrial version	REAR	10 R 17.5 XZT	265	1785	
	M26.4 M30.4	agricultural version	REAR	10.5/80 - 18 TG 42 Tubeless 10 PR	275	2035	
	M40.4 M50.4	All purpose	FRONT	18 R 22,5 XF Tubeless* (445/65 R 22,5)	450	2070	
	M40.4 M50.4	All purpose	REAR	12,5/80 R18 XM 37 Tubeless	340	2080	
Optional fitting	M26.2 M30.2	Sand version	FRONT	13.0/65-18 IMP E7 Grip Tubeless 12PR	310	1910	
	M26.2/30.2	All purpose	FRONT	13.00 R 24 XGLA Tubeless	335	2070	
	M26.2 M30.2	Agricultural version	REAR	10,5/80 - 18 TG 42	275	1795	
	M26.2	Industrial version	REAR	10 R 17,5 XZT Tubeless 134/132 L	265	1785	
	M26.4 M30.4	Agricultural version	REAR	12.0 - 18 T86	310	2070	

Roller masts M26/M30



Load charts Sliding masts M26/M30



Roller masts M26/M30

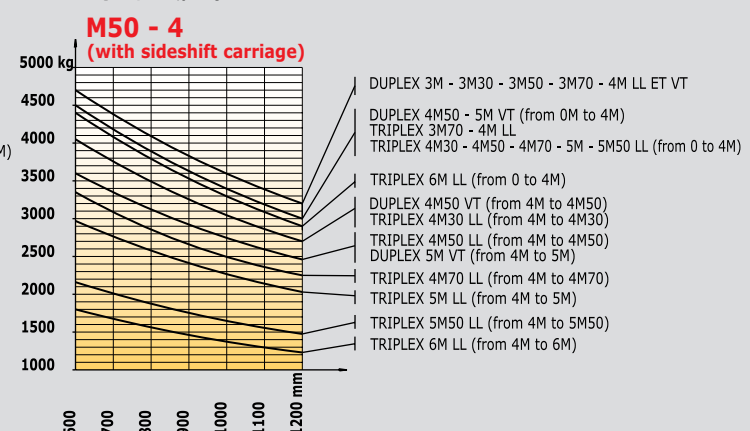
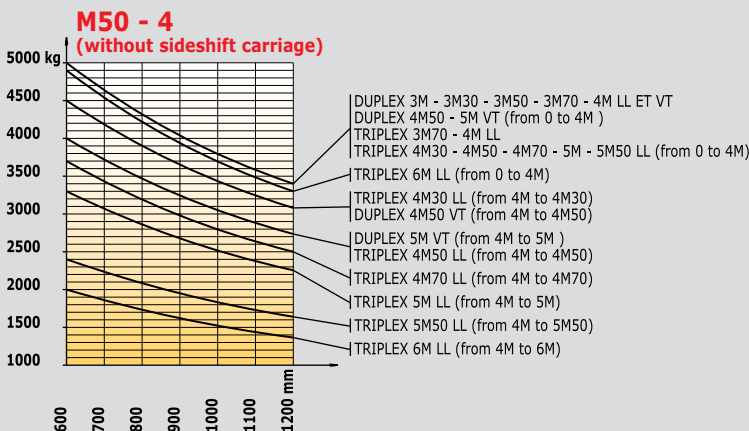
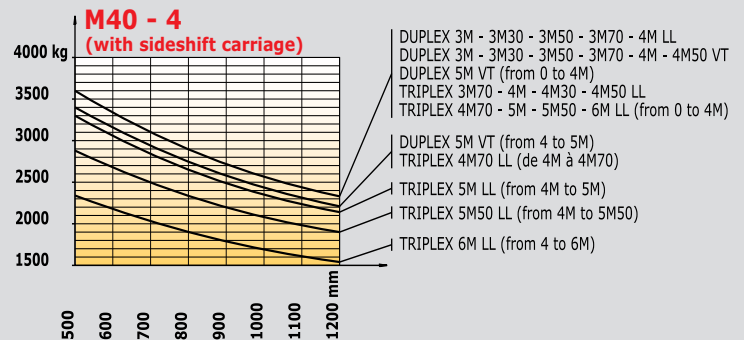
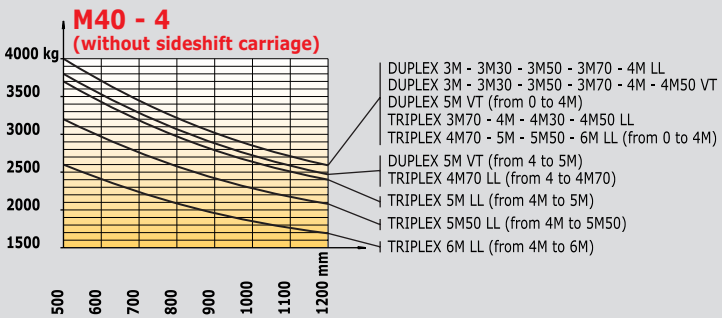
MASTS		TYPE OF TRUCK	OVERALL MAST DOWN	FREE LIFT (mm)	OVERALL MAST EXTENDED (mm)	HEIGHT AT MAXIMUM CAPACITY (mm)		CAPACITY AT MAXIMUM HEIGHT (mm)		MAST TILT ANGLE FRONT / REAR
						with sideshift carriage	without sideshift carriage	with sideshift carriage	without sideshift carriage	
Duplex all round visibility	3.00 m	M26.2/M26.4 M30.2/M30.4	2540	130	4115	3000 3000	3000 3000	2600 3000	2600 3000	6°/12°
	3.30 m	M26.2/M26.4 M30.2/M30.4	2540	130	4415	3300 3300	3300 3300	2600 3000	2600 3000	6°/12°
	3.50 m	M26.2/M26.4 M30.2/M30.4	2625	130	4615	3500 3500	3500 3500	2600 3000	2600 3000	6°/12°
	3.70 m	M26.2/M26.4 M30.2/M30.4	2785	130	4815	3700 3700	3700 3700	2600 3000	2600 3000	6°/12°
	4.00 m	M26.2/M26.4 M30.2/M30.4	2975	130	5115	4000 4000	4000 4000	2600 3000	2600 3000	6°/12°
	4.50 m	M26.2/M26.4 M30.2/M30.4	3225	130	5615	4000 4000	4000 4000	2400 2800	2500 2900	6°/12°
	5.00 m	M26.2/M26.4 M30.2/M30.4	3475	130	6115	4000 4000	4000 4000	2000 2300	2200 2500	6°/12°
Duplex free lift	3.00 m	M26.2/M26.4 M30.2/M30.4	2540	1383	4032	3000 3000	3000 3000	2600 3000	2600 3000	6°/12°
	3.30 m	M26.2/M26.4 M30.2/M30.4	2540	1533	4332	3000 3300	3300 3300	2600 3000	2600 3000	6°/12°
	3.50 m	M26.2/M26.4 M30.2/M30.4	2625	1633	4532	3500 3500	3500 3500	2600 3000	2600 3000	6°/12°
	3.70 m	M26.2/M26.4 M30.2/M30.4	2785	1793	4732	3700 3700	3700 3700	2600 3000	2600 3000	6°/12°
	4.00 m	M26.2/M26.4 M30.2/M30.4	2975	1983	5032	4000 4000	4000 4000	2600 3000	2600 3000	6°/12°
	4.50 m	M26.2/M26.4 M30.2/M30.4	3225	2233	5532	4000 4000	4000 4000	1600 1800	1800 2000	6°/12°
Triplex all round visibility	5.50 m	M26.2/M26.4 M30.2/M30.4	3055	-	6725	4000 4000	4000 4000	1600 1800	1800 2000	6°/12°
Triplex free lift	3.70 m	M26.2/M26.4 M30.2/M30.4	2540	1283	4732	3700 3700	3700 3700	2600 3000	2600 3000	6°/12°
	4.00 m	M26.2/M26.4 M30.2/M30.4	2540	1383	5032	4000 4000	4000 4000	1600 1800	1800 2000	6°/12°
	4.30 m	M26.2/M26.4 M30.2/M30.4	2540	1533	5332	4000 4000	4300 4300	2500 2900	2600 3000	6°/12°
	4.70 m	M26.2/M26.4 M30.2/M30.4	2625	1633	5732	4000 4000	4000 4000	2200 2600	2400 2800	6°/12°
	5.00 m	M26.2/M26.4 M30.2/M30.4	2785	1793	6032	4000 4000	4000 4000	2000 2300	2800 2500	6°/12°
	5.50 m	M26.2/M26.4 M30.2/M30.4	2975	1983	6532	4000 4000	4000 4000	1600 1800	1800 2000	6°/12°
	6.00 m	M26.2/M26.4 M30.2/M30.4	3225	2233	7032	4000 4000	4000 4000	1200 1400	1400 1600	6°/12°

Sliding masts M26/M30

MASTS		TYPE OF TRUCK	OVERALL MAST DOWN	FREE LIFT (mm)	OVERALL MAST EXTENDED (mm)	HEIGHT AT MAXIMUM CAPACITY (mm)		CAPACITY AT MAXIMUM HEIGHT (mm)		MAST TILT ANGLE FRONT / REAR
						with sideshift carriage	without sideshift carriage	with sideshift carriage	without sideshift carriage	
Duplex all round visibility	3.00 m	M26.2/M26.4 M30.2/M30.4	2625	-	4125	3000 3000	3000 3000	2350 2700	2600 3000	6°/12°
	3.60 m	M26.2/M26.4 M30.2/M30.4	2925	-	4725	3600 3600	3600 3600	2350 2700	2600 3000	6°/12°
	4.00 m	M26.2/M26.4 M30.2/M30.4	3125	-	5125	4000 4000	4000 4000	2350 2700	2600 3000	6°/12°
	4.50 m	M26.2/M26.4 M30.2/M30.4	3475	-	5725	4000 4000	4500 4500	2150 2450	2350 2700	6°/12°
Triplex all round visibility	4.50 m	M26.2/M26.4 M30.2/M30.4	2540	-	5540	4500 4500	3600 3600	2050 2450	2250 2700	6°/12°
	5.40 m	M26.2/M26.4 M30.2/M30.4	2930	-	6530	3600 3600	3600 3600	1450 1600	1600 1750	6°/12°
Triplex free lift	4.55 m Central cylinder	M26.2/M26.4 M30.2/M30.4	2390	1450	5490	1450 1450	1450 1450	2050 2420	2300 2700	6°/12°

Roller masts - Load charts M40/50 - 4

MASTS		TYPE OF TRUCK	OVERALL MAST DOWN	FREE LIFT (mm)	OVERALL MAST EXTENDED (mm)	HEIGHT AT MAXIMUM CAPACITY (mm)		CAPACITY AT MAXIMUM HEIGHT (mm)		MAST TILT ANGLE FRONT / REAR
						with sideshift carriage	without sideshift carriage	with sideshift carriage	without sideshift carriage	
Duplex all round visibility	3.00 m	M40.4 M50.4	2560	-	4115	3000 3000	3000 3000	3600 4700	4000 5000	15°/15°
	3.30 m	M40.4 M50.4	2710	-	4415	3300 3300	3300 3300	3600 4700	4000 5000	15°/15°
	3.50 m	M40.4 M50.4	2810	-	4615	3500 3500	3500 3500	3600 4700	4000 5000	15°/15°
	3.70 m	M40.4 M50.4	2910	-	4815	3700 3700	3700 3700	3600 4700	4000 5000	15°/15°
	4.00 m	M40.4 M50.4	3060	-	5115	4000 4000	4000 4000	3600 4700	4000 5000	15°/15°
	4.50 m	M40.4 M50.4	3305	-	5615	4500 4000	4500 4000	3600 4050	4000 4500	15°/15°
	5.00 m	M40.4 M50.4	3560	-	6115	4000 4000	4000 4000	3400 3600	3800 4000	15°/15°
Duplex free lift	3.00 m	M40.4 M50.4	2585	1518 1528	4117	3000 3000	3000 3000	3600 4700	4000 5000	15°/15°
	3.30 m	M40.4 M50.4	2735	1668 1678	4417	3300 3300	3300 3300	3600 4700	4000 5000	15°/15°
	3.50 m	M40.4 M50.4	2835	1768 1778	4617	3500 3500	3500 3500	3600 4700	4000 5000	15°/15°
	3.70 m	M40.4 M50.4	2935	1868 1878	4817	3700 3700	4000 4000	3600 4700	4000 5000	15°/15°
	4.00 m	M40.4 M50.4	3085	1968 1978	5517	4000 4000	4000 4000	3600 4700	4000 5000	15°/15°
Triplex free lift	3.70 m	M40.4 M50.4	2485	1255 1265	4805	3700 3700	3700 3700	3600 4500	4000 5000	15°/15°
	4.00 m	M40.4 M50.4	2485	1355 1365	5105	4000 4000	4000 4000	3600 4500	4000 5000	15°/15°
	4.30 m	M40.4 M50.4	2510	1455 1465	5405	4300 4000	4300 4000	3600 4050	4000 4500	15°/15°
	4.50 m	M40.4 M50.4	2585	1530 1540	5605	4500 4000	4500 4000	3600 3600	4000 4000	15°/15°
	4.70 m	M40.4 M50.4	2645	1590 1600	5805	4000 4000	4000 4000	3400 3350	3800 3700	15°/15°
	5.00 m	M40.4 M50.4	2760	1705 1715	6105	4000 4000	4000 4000	3300 2950	3700 3300	10°/15°
	5.50 m	M40.4 M50.4	2910	1855 1865	6605	4000 4000	4000 4000	2880 2150	3200 2400	10°/15°
	6.00 m	M40.4 M50.4	3085	2030 2040	7105	4000 4000	4000 4000	2350 1800	2600 2000	10°/15°



M26.2/M30.2 : 2-wheel drive
M26.4/M30.4 : 4-wheel drive
M40.4/M50.4 : 4-wheel drive



Lifting capability

M26.2/M26.4 (500 mm).....2600 kg
M30.2/M30.4 (500 mm).....3000 kg
M40.4 (500 mm).....4000 kg
M50.4 (600 mm).....5000 kg



Standard lifting height.....3,70 m



Tyres

Front:
M26./M30.16,5/85-24 SGI 8 PR
M40.4/M50.4.....18 R 22,5 XF TUBELESS
Rear:
M26.29.00-16 EM5 10 PR
M30.210 R17.5 XZT
M26-4 / M30-4.....10..5 - 80 R18 TG 42 10PR
M40.4/M50.412,5 /80 R 18 XM 37



Forks (mm)

Length1200
Width x thickness
M26/M30125x40
M 40.4.....150x50
M 50.4.....150x60



Multidisk hydraulic brakes with oil bath



PERKINS Euro 2 engine

Type1104C 44
Cubic capacity4 cyl. - 4400 cm³
Nominal engine speed2200 rpm
Power (ISO/TR 14396).....61.5 kW (84 hp)
Maximum torque.....302 Nm at 1400 rpm
Direct injection
Water cooled



Transmission.....Torque converter

Reversing shiftelectro-hydraulic
4 forward and reverse gears
Max. travelling speed*24 km/h
Hydraulic differential lock M26.2/M30.2
Electro-hydraulically controlled disconnect
M26.4/M30.4/M40.4/M50.4



Hydraulics

Geared main pump:
Pressure/flow
M 26.2/M 26.4185 bar/89 l./mn
M 30.2/M 30.4185 bar/89 l./mn
M 40./M 50.....210 bar/89 l./mn
Priority Load sensing flow
divider for steering145 bar/89 l./mn



Capacity

Cooling system13 l
Engine oil8,5 l
Hydraulic oil64 l
Transmission oil.....15,5 l
Fuel.....85 l

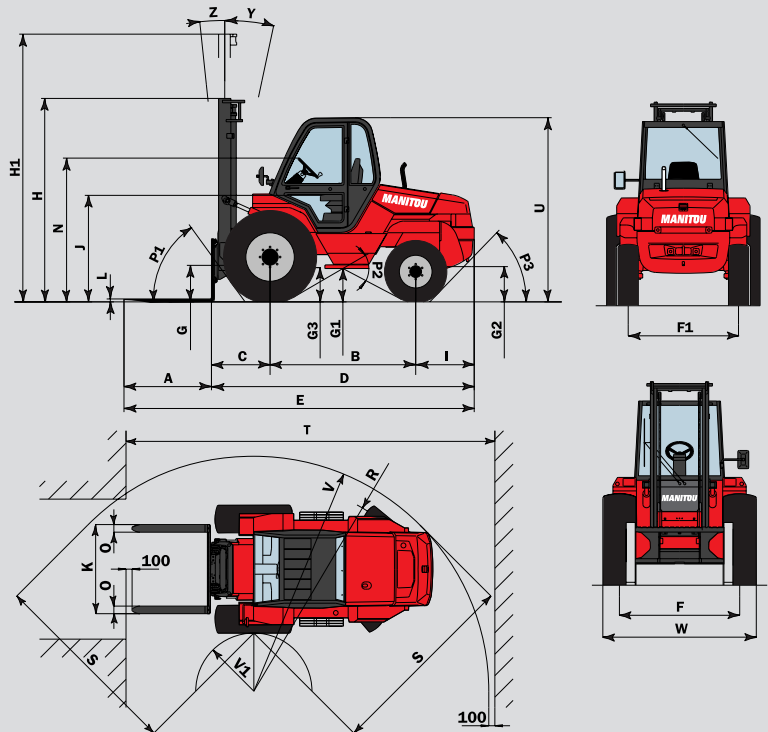


Weight (with standard mast and forks)

M26.25800 kg
M30.26100 kg
M26.45880 kg
M30.46180 kg
M40.46700 kg
M50.47660 kg

	Roller mast				Sliding mast			
	M26.2 M30.2	M26.4 M30.4	M40.4	M50.4	M26.2	M30.2	M26.4	M30.4
A	1200	1200	1200	1200	1200	1200	1200	1200
B	2000	2080	2124	2124	2000	2000	2080	2080
C	810	810	762	772	825	830	825	830
D	3635	3635	3745	3755	3650	3655	3650	3655
E	4835	4835	4945	4955	4850	4855	4850	4855
F	1650	1650	1620	1620	1650	1650	1650	1650
F1	1520	1760	1720	1720	1520	1520	1760	1760
G	495	495	265	265	455	455	455	455
G1	465	395	365	365	465	465	395	395
G2	420	290	290	290	420	420	290	290
G3	480	480	360	360	480	480	480	480
H	2785	2785	2910	2910	2925	2925	2925	2925
H1	4815	4815	4815	4815	4725	4725	4725	4725
I	825	745	859	859	745	745	745	745
J	1480	1480	1425	1425	1480	1480	1480	1480
K	1470	1470	1670	1670	1320	1320	1320	1320
L	40	40	50	60	40	40	40	45
N	1960	1960	1925	1925	1960	1960	1960	1960
O	125	125	150	150	125	125	125	125
P1	54°	54°	43,5°	43,5°	54°	54°	54°	54°
P2	58°	57,5°	50°	50°	58°	58°	57,5°	57,5°
P3	46°	56,5°	48,5°	48,5°	46°	46°	56,5°	56,5°
R	3730	3930	3985	3985	3730	3730	3930	3930
S	3215	3115	3363	3363	3215	3215	3115	3115
T	6140	6280	6327	6327	6320	6325	6295	6295
U	2540	2540	2485	2485	2540	2540	2540	2540
V	3930	4070	4155	4155	3930	3930	4070	4070
V1	1015	1350	1120	1120	1015	1015	1350	1350
W	2105	2105	2070	2070	2105	2105	2105	2105
Y	12°	12°	15°	15°	12°	12°	12°	12°
Z	6°	6°	15°	15°	6°	6°	6°	6°

mm



Standard fittings:

- Enclosed cab with tinted glass
- Fabric seat
- Adjustable steering column
- Heating
- Front and rear windscreen wipers and washers
- Reversing shift on the steering wheel
- Left-hand external rear-view mirror
- Front and rear road lights
- Hydraulic differential lock on the 2-wheel drive versions

Options

- Hydraulic differential lock on the 4-wheel drive versions
- Various attachments such as buckets, sidsift carriage, clamps etc
- Audible warning when reversing
- Driver's overhead guard
- Rotating beacon
- Work lights
- Wide carriages

Manitou, material handling world leader

Inventor of the rough terrain forklift truck, Manitou offers today the most comprehensive range to meet all specific handling and personal lifting requirements :

Telescopic trucks
MANISCOPIC

Rough terrain
and semi industrial
masted trucks
MANITOU

Access
equipment
MANIACCESS

Compact telescopic
handler
Twisco

Truck mounted forklifts
MANITRANSIT

Backhoe/Loader
with telescopic boom
MANIHOE

Swinging arm
and articulated
wheeled loaders
MANILOADER



A network of skilled professionals at your service

With a network of 500 service and parts centres in more than 100 countries, Manitou provides an efficient after-sales support based on the expertise of 2000 factory trained technicians.

This publication in no way constitutes an offer and the company reserves the right to alter specification without prior notice.
The MANITOU models presented in this brochure can be supplied complete with optional equipment attachments.



MANITOU BF SA
B.P. 249 - 44158 Ancenis Cedex - France
Tél. : 33 2 40 09 10 11 / Export Department Fax : 33 2 40 09 10 97
www.manitou.com

700298EN

